

**ILLINOIS STATE BOARD OF EDUCATION**  
School Business Services Division

**Accounting Basis:**

Cash  
 Accrual

**SCHOOL DISTRICT BUDGET FORM \***  
**July 1, 2010 - June 30, 2011**

Unbalanced budget, however, a deficit reduction plan is not required at this time.

**Date of Amended Budget:** \_\_\_\_\_  
(MM/DD/YY)

**District Name:** Lockport School District 91  
**District RCDT No:** 56-099-0910-02

Budget of Lockport School District 91, County of Will,  
State of Illinois, for the Fiscal Year beginning July 1, 2010 and ending June 30, 2011.

WHEREAS the Board of Education of Lockport School District 91,  
County of Will, State of Illinois, caused to be prepared in tentative form a budget, and the Secretary  
of this Board has made the same conveniently available to public inspection for at least thirty days prior to final action thereon;

AND WHEREAS a public hearing was held as to such budget on the 14 day of September, 2010,  
notice of said hearing was given at least thirty days prior thereto as required by law, and all other legal requirements have been complied with;

NOW, THEREFORE, Be it resolved by the Board of Education of said district as follows:



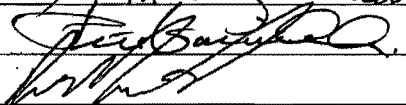
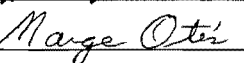
Section 1: That the fiscal year of this school district be and the same hereby is fixed and declared to be

beginning July 1, 2010 and ending June 30, 2011.

Section 2: That the following budget containing an estimate of amounts available in each Fund, separately, and expenditures from each  
be and the same is hereby adopted as the budget of this school district for said fiscal year.

**ADOPTION OF BUDGET**

The budget shall be approved and signed below by members of the School Board. Adopted this 14  
day of September, 2010 by a roll call vote of \_\_\_\_\_ Yeas, and \_\_\_\_\_ Nays, to wit:

MEMBERS VOTING YEA:	MEMBERS VOTING NAY:
	
	
	

\* Based on the 23 Illinois Administrative Code-Part 100 and inconformity with Section 17-1 of the School Code.  
(1) A certified copy of this document must be filed with the county clerk within 30 days of adoption as required  
by Section 18-50 of the Property Tax Code (35 ILCS 200/18-50).  
(2) Districts are required to submit the adopted/amended budget electronically to ISBE within 30 days of adoption or by October 31,  
whichever comes first. Budgets are submitted to: [www.isbe.net/sfms/budget/2011/budget.htm](http://www.isbe.net/sfms/budget/2011/budget.htm). The electronic version does  
not require member signatures.

	A	B	C	D	E	F	G	H	I	J	K	L
1	Begin entering data on EstRev 5-10 and EstExp 11-17 tabs.		(10)	(20)	(30)	(40)	(50)	(60)	(70)	(80)	(90)	
2	Description	Acct #	Educational	Operations & Maintenance	Debt Service	Transportation	Municipal Retirement/ Social Security	Capital Projects	Working Cash	Tort	Fire Prevention & Safety	
3	ESTIMATED BEGINNING FUND BALANCE July 1, 2010 <sup>1</sup>		2,018,866	157,095	82,405	211,085	156,852	44,020	251,317	11,844	2,049	
4	RECEIPTS/REVENUES											
5	LOCAL SOURCES	1000	3,789,668	529,927	335,529	147,395	171,174	0	67,141	98,472	1,923	
6	FLOW-THROUGH RECEIPTS/REVENUES FROM ONE DISTRICT TO ANOTHER DISTRICT	2000	17,273	0		0	0					
7	STATE SOURCES	3000	360,552	246,276	125,000	28,037	0	0	0	0	0	
8	FEDERAL SOURCES	4000	430,146	39,247	0	0	0	0	0	0	0	
9	Total Direct Receipts/Revenues		4,597,639	815,450	460,529	175,432	171,174	0	67,141	98,472	1,923	
10	Receipts/Revenues for "On Behalf" Payments <sup>2</sup>	3998	678,180									
11	Total Receipts/Revenues		5,275,819	815,450	460,529	175,432	171,174	0	67,141	98,472	1,923	
12	DISBURSEMENTS/EXPENDITURES											
13	INSTRUCTION	1000	2,833,490				57,996					
14	SUPPORT SERVICES	2000	1,505,013	663,652		34,930	87,150	0		78,414	0	
15	COMMUNITY SERVICES	3000	57,662	0		0	410					
16	PAYMENTS TO OTHER DISTRICTS & GOVT UNITS	4000	743,072	0	0	140,000	0	0			0	
17	DEBT SERVICES	5000	0	0	438,723	0	0			0	0	
18	PROVISION FOR CONTINGENCIES	6000	0	0	0	0	0			0	0	
19	Total Direct Disbursements/Expenditures		5,139,237	663,652	438,723	174,930	145,556	0		78,414	0	
20	Disbursements/Expenditures for "On Behalf" Payments <sup>2</sup>	4180	678,180	0	0	0	0	0		0	0	
21	Total Disbursements/Expenditures		5,817,417	663,652	438,723	174,930	145,556	0		78,414	0	
22	Excess of Direct Receipts/Revenues Over (Under) Direct Disbursements/Expenditures		(541,598)	151,798	21,806	502	25,618	0	67,141	20,058	1,923	
23	OTHER SOURCES/USES OF FUNDS											
24	OTHER SOURCES OF FUNDS (7000)											
25	PERMANENT TRANSFER FROM VARIOUS FUNDS											
26	Abolishment or Abatement of the Working Cash Fund	7110	0									
27	Transfer of Working Cash Fund Interest	7120										
28	Transfer Among Funds	7130										
29	Transfer of Interest	7140										
30	Transfer from Capital Projects Fund to O&M Fund	7150		0								
31	Transfer of Excess Fire Prev & Safety Tax & Interest <sup>3</sup> Proceeds to O&M Fund	7160		0								
32	Transfer of Excess Accumulated Fire Prev & Safety Bond and Int <sup>3</sup> Proceeds to Debt Service Fund	7170			0							
33	SALE OF BONDS (7200)											
34	Principal on Bonds Sold <sup>4</sup>	7210										
35	Premium on Bonds Sold	7220										
36	Accrued Interest on Bonds Sold	7230										
37	Sale or Compensation for Fixed Assets <sup>5</sup>	7300										
38	Transfer to Debt Service to Pay Principal on Capital Leases	7400			43,134							
39	Transfer to Debt Service Fund to Pay Interest on Capital Leases	7500			0							
40	Transfer to Debt Service Fund to Pay Principal on Revenue Bonds	7600			10,000							
41	Transfer to Debt Service Fund to Pay Interest on Revenue Bonds	7700			45,633							
42	Transfer to Capital Projects Fund	7800						0				
43	ISBE Loan Proceeds	7900										
44	Other Sources Not Classified Elsewhere	7990										
45	Total Other Sources of Funds		0	0	98,767	0	0	0	0	0	0	

BUDGET SUMMARY

	A	B	C	D	E	F	G	H	I	J	K	L
1	<i>Begin entering data on EstRev 5-10 and EstExp 11-17 tabs.</i>		(10)	(20)	(30)	(40)	(50)	(60)	(70)	(80)	(90)	
2	Description	Acct #	Educational	Operations & Maintenance	Debt Service	Transportation	Municipal Retirement/ Social Security	Capital Projects	Working Cash	Tort	Fire Prevention & Safety	
46	<b>OTHER USES OF FUNDS (8000)</b>											
48	<b>TRANSFER TO VARIOUS OTHER FUNDS (8100)</b>											
49	Abolishment or Abatement of the Working Cash Fund	8110										
50	Transfer of Working Cash Fund Interest	8120										
51	Transfer Among Funds	8130										
52	Transfer of Interest <sup>6</sup>	8140										
53	Transfer from Capital Projects Fund to O&M Fund	8150										
54	Transfer of Excess Fire Prev & Safety Tax & Interest <sup>3</sup> Proceeds to O&M Fund	8160										
55	Transfer of Excess Accumulated Fire Prev & Safety Bond <sup>3</sup> and Int Proceeds to Debt Service Fund	8170										
56	Transfer to Debt Service Fund to Pay Principal on Capital Leases	8400	43,134									
57	Transfer to Debt Service Fund to Pay Interest on Capital Leases	8500										
58	Transfer to Debt Service Fund to Pay Principal on Revenue Bonds	8600		10,000								
59	Transfer to Debt Service Fund to Pay Interest on Revenue Bonds	8700		45,633								
60	Transfer to Capital Projects Fund	8800										
61	Transfer to Debt Service Fund to Pay Principal on ISBE Loans	8910										
62	Other Uses Not Classified Elsewhere	8990		700								
63	<b>Total Other Uses of Funds</b>		43,134	56,333	0	0	0	0	0	0	0	0
64	<b>Total Other Sources/Uses of Fund</b>		(43,134)	(56,333)	98,767	0	0	0	0	0	0	0
65	<b>ESTIMATED ENDING FUND BALANCE June 30, 2011</b>		1,434,135	252,561	202,978	211,587	182,470	44,020	318,458	31,902	3,972	

SUMMARY OF EXPENDITURES (by Major Object)												
	Description	Acct #	(10)	(20)	(30)	(40)	(50)	(60)	(70)	(80)	(90)	Total By Object
			Educational	Operations & Maintenance	Debt Service	Transportation	Municipal Retirement/ Social Security	Capital Projects	Working Cash	Tort	Fire Prevention & Safety	
70	<b>Object Name</b>											
71	Salaries	100	3,225,140	224,867		0		0		0	0	3,450,007
72	Employee Benefits	200	515,904	78,759		0	145,556	0		0	0	740,219
73	Purchased Services	300	976,652	109,288	700	173,730		0		78,414	0	1,338,784
74	Supplies & Materials	400	259,253	216,218		1,200		0		0	0	476,671
75	Capital Outlay	500	82,758	29,520		0		0		0	0	112,278
76	Other Objects	600	62,482	0	438,023	0	0	0		0	0	500,505
77	Non-Capitalized Equipment	700	0	5,000		0		0		0	0	5,000
78	Termination Benefits	800	17,048	0		0		0				17,048
79	<b>Total Expenditures</b>		5,139,237	663,652	438,723	174,930	145,556	0		78,414	0	6,640,512

## SUMMARY OF CASH TRANSACTIONS

	A	B	C	D	E	F	G	H	I	J	K
1	Description	Acct #	(10)	(20)	(30)	(40)	(50)	(60)	(70)	(80)	(90)
2			Educational	Operations & Maintenance	Debt Service	Transportation	Municipal Retirement/ Social Security	Capital Projects	Working Cash	Tort	Fire Prevention & Safety
3	<b>BEGINNING CASH BALANCE ON HAND July 1, 2010</b> <sup>7</sup>		2,018,866	157,095	82,405	211,085	156,852	44,020	251,317	11,844	2,049
4	<b>Total Direct Receipts &amp; Other Sources</b> <sup>8</sup>		4,597,639	815,450	559,296	175,432	171,174	0	67,141	98,472	1,923
5	<b>OTHER RECEIPTS</b>										
6	Interfund Loans Payable (Loans from Other Funds)	411									
7	Interfund Loans Receivable (Repayment of Loans)	141									
8	Notes and Warrants Payable	433									
9	Other Current Assets	199									
10	<b>Total Other Receipts</b>		0	0	0	0	0	0	0	0	0
11	<b>Total Direct Receipts, Other Sources, &amp; Other Receipts</b>		4,597,639	815,450	559,296	175,432	171,174	0	67,141	98,472	1,923
12	<b>Total Amount Available</b>		6,616,506	972,545	641,701	386,517	328,026	44,020	318,458	110,316	3,972
13	<b>Total Direct Disbursements &amp; Other Uses</b> <sup>9</sup>		5,182,371	719,985	438,723	174,930	145,556	0	0	78,414	0
14	<b>OTHER DISBURSEMENTS</b>										
15	Interfund Loans Receivable (Loans to Other Funds) <sup>10</sup>	141									
16	Interfund Loans Payable (Repayment of Loans)	411									
17	Notes and Warrants Payable	433									
18	Other Current Liabilities	499									
19	<b>Total Other Disbursements</b>		0	0	0	0	0	0	0	0	0
20	<b>Total Direct Disbursements, Other Uses, &amp; Other Disbursements</b>		5,182,371	719,985	438,723	174,930	145,556	0	0	78,414	0
21	<b>ENDING CASH BALANCE ON HAND June 30, 2011</b> <sup>7</sup>		1,434,135	252,561	202,978	211,587	182,470	44,020	318,458	31,902	3,972

ESTIMATED RECEIPTS/REVENUES

	A	B	C	D	E	F	G	H	I	J	K
1			(10)	(20)	(30)	(40)	(50)	(60)	(70)	(80)	(90)
2	Description	Acct #	Educational	Operations & Maintenance	Debt Service	Transportation	Municipal Retirement/ Social Security	Capital Projects	Working Cash	Tort	Fire Prevention & Safety
3	<b>RECEIPTS/REVENUES FROM LOCAL SOURCES</b>										
4	<b>AD VALOREM TAXES LEVIED BY LOCAL EDUCATION AGENCY</b>										
5	Designated Purposes Levies <sup>11</sup>	-	3,599,377	450,927	335,529	147,395	171,174		67,141	88,472	1,923
6	Leasing Purposes Levy <sup>12</sup>	1130									
7	Special Education Purposes Levy	1140	27,800								
8	FICA and Medicare Only Levies	1150									
9	Area Vocational Construction Purposes Levy	1160									
10	Summer School Purposes Levy	1170									
11	Other Tax Levies (Describe & Itemize)	1190	10,491								
12	<b>Total Ad Valorem Taxes Levied by District</b>		<b>3,637,668</b>	<b>450,927</b>	<b>335,529</b>	<b>147,395</b>	<b>171,174</b>	<b>0</b>	<b>67,141</b>	<b>88,472</b>	<b>1,923</b>
13	<b>PAYMENTS IN LIEU OF TAXES</b>										
14	Mobile Home Privilege Tax	1210									
15	Payments from Local Housing Authority	1220									
16	Corporate Personal Property Replacement Taxes <sup>13</sup>	1230		60,000						10,000	
17	Other Payments in Lieu of Taxes (Describe & Itemize)	1290									
18	<b>Total Payments in Lieu of Taxes</b>		<b>0</b>	<b>60,000</b>	<b>0</b>	<b>0</b>	<b>0</b>	<b>0</b>	<b>0</b>	<b>10,000</b>	<b>0</b>
19	<b>TUITION</b>										
20	Regular Tuition from Pupils or Parents (In State)	1311	3,000								
21	Regular Tuition from Other Districts (In State)	1312									
22	Regular Tuition from Other Sources (In State)	1313									
23	Regular Tuition from Other Sources (Out of State)	1314									
24	Summer School Tuition from Pupils or Parents (In State)	1321									
25	Summer School Tuition from Other Districts (In State)	1322									
26	Summer School Tuition from Other Sources (In State)	1323									
27	Summer School Tuition from Other Sources (Out of State)	1324									
28	CTE Tuition from Pupils or Parents (In State)	1331									
29	CTE Tuition from Other Districts (In State)	1332									
30	CTE Tuition from Other Sources (In State)	1333									
31	CTE Tuition from Other Sources (Out of State)	1334									
32	Special Education Tuition from Pupils or Parents (In State)	1341									
33	Special Education Tuition from Other Districts (In State)	1342									
34	Special Education Tuition from Other Sources (In State)	1343									
35	Special Education Tuition from Other Sources (Out of State)	1344									
36	Adult Tuition from Pupils or Parents (In State)	1351									
37	Adult Tuition from Other Districts (In State)	1352									
38	Adult Tuition from Other Sources (In State)	1353									
39	Adult Tuition from Other Sources (Out of State)	1354									
40	<b>Total Tuition</b>		<b>3,000</b>								
41	<b>TRANSPORTATION FEES</b>										
42	Regular Transportation Fees from Pupils or Parents (In State)	1411									
43	Regular Transportation Fees from Other Districts (In State)	1412									
44	Regular Transportation Fees from Other Sources (In State)	1413									
45	Regular Transportation Fees from Co-curricular Activities (In State)	1415									
46	Regular Transportation Fees from Other Sources (Out of State)	1416									
47	Summer School Transportation Fees from Pupils or Parents (In State)	1421									
48	Summer School Transportation Fees from Other Districts (In State)	1422									
49	Summer School Transportation Fees from Other Sources (In State)	1423									
50	Summer School Transportation Fees from Other Sources (Out of State)	1424									
51	CTE Transportation Fees from Pupils or Parents (In State)	1431									
52	CTE Transportation Fees from Other Districts (In State)	1432									
53	CTE Transportation Fees from Other Sources (In State)	1433									
54	CTE Transportation Fees from Other Sources (Out of State)	1434									
55	Special Education Transportation Fees from Pupils or Parents (In State)	1441									

ESTIMATED RECEIPTS/REVENUES

1	A	B	C	D	E	F	G	H	I	J	K
2	Description	Acct #	(10) Educational	(20) Operations & Maintenance	(30) Debt Service	(40) Transportation	(50) Municipal Retirement/ Social Security	(60) Capital Projects	(70) Working Cash	(80) Tort	(90) Fire Prevention & Safety
56	Special Education Transportation Fees from Other Districts (In State)	1442									
57	Special Education Transportation Fees from Other Sources (In State)	1443									
58	Special Education Transportation Fees from Other Sources (Out of State)	1444									
59	Adult Transportation Fees from Pupils or Parents (In State)	1451									
60	Adult Transportation Fees from Other Districts (In State)	1452									
61	Adult Transportation Fees from Other Sources (In State)	1453									
62	Adult Transportation Fees from Other Sources (Out of State)	1454									
63	<b>Total Transportation Fees</b>					0					
64	<b>EARNINGS ON INVESTMENTS</b>										
65	Interest on Investments	1510	7,000	1,000							
66	Gain or Loss on Sale of Investments	1520									
67	<b>Total Earnings on Investments</b>		7,000	1,000	0	0	0	0	0	0	0
68	<b>FOOD SERVICE</b>										
69	Sales to Pupils - Lunch	1611	67,000								
70	Sales to Pupils - Breakfast	1612									
71	Sales to Pupils - A la Carte	1613									
72	Sales to Pupils - Other (Describe & Itemize)	1614									
73	Sales to Adults	1620									
74	Other Food Service (Describe & Itemize)	1690									
75	<b>Total Food Service</b>		67,000								
76	<b>DISTRICT/SCHOOL ACTIVITY INCOME</b>										
77	Admissions - Athletic	1711									
78	Admissions - Other	1719									
79	Fees	1720	5,000								
80	Book Store Sales	1730									
81	Other District/School Activity Revenue (Describe & Itemize)	1790									
82	<b>Total District/School Activity Income</b>		5,000	0							
83	<b>TEXTBOOK INCOME</b>										
84	Rentals - Regular Textbooks	1811	70,000								
85	Rentals - Summer School Textbooks	1812									
86	Rentals - Adult/Continuing Education Textbooks	1813									
87	Rentals - Other (Describe)	1819									
88	Sales - Regular Textbooks	1821									
89	Sales - Summer School Textbooks	1822									
90	Sales - Adult/Continuing Education Textbooks	1823									
91	Sales - Other (Describe & Itemize)	1829									
92	Other (Describe & Itemize)	1890									
93	<b>Total Textbooks</b>		70,000								
94	<b>OTHER REVENUE FROM LOCAL SOURCES</b>										
95	Rentals	1910		18,000							
96	Contributions and Donations from Private Sources	1920									
97	Impact Fees from Municipal or County Governments	1930									
98	Services Provided Other Districts	1940									
99	Refund of Prior Years' Expenditures	1950									
100	Payments of Surplus Moneys from TIF Districts	1960									
101	Drivers' Education Fees	1970									
102	Proceeds from Vendors' Contracts	1980									
103	School Facility Occupation Tax Proceeds	1983									
104	Payment from Other Districts	1991									
105	Sale of Vocational Projects	1992									
106	Other Local Fees	1993									
107	Other Local Revenues (Describe & Itemize)	1999									
108	<b>Total Other Revenue from Local Sources</b>		0	18,000	0	0	0	0	0	0	0
109	<b>Total Receipts/Revenues from Local Sources</b>	1000	3,789,668	529,927	335,529	147,395	171,174	0	67,141	98,472	1,923

ESTIMATED RECEIPTS/REVENUES

1	A	B	C	D	E	F	G	H	I	J	K
2	Description	Acct #	(10) Educational	(20) Operations & Maintenance	(30) Debt Service	(40) Transportation	(50) Municipal Retirement/ Social Security	(60) Capital Projects	(70) Working Cash	(80) Tort	(90) Fire Prevention & Safety
	<b>FLOW-THROUGH RECEIPTS/REVENUES FROM ONE DISTRICT TO ANOTHER DISTRICT</b>										
110	Flow-Through Revenue from State Sources	2100									
112	Flow-Through Revenue from Federal Sources	2200	2,029								
113	Other Flow-Through Revenue (Describe & Itemize)	2300	15,244								
114	<b>Total Flow-Through Receipts/Revenues From One District to Another District</b>	<b>2000</b>	<b>17,273</b>	<b>0</b>		<b>0</b>	<b>0</b>				
115	<b>RECEIPTS/REVENUES FROM STATE SOURCES</b>										
116	<b>UNRESTRICTED GRANTS-IN-AID</b>										
117	General State Aid (Section 18-8.05)	3001	130,000	236,000	125,000	9,000					
118	General State Aid Hold Harmless/Supplemental	3002									
119	Reorganization Incentives (Accounts 3005-3021)	3005									
120	Other Unrestricted Grants-In-Aid From State Sources (Describe & Itemize)	3099									
121	<b>Total Unrestricted Grants-In-Aid</b>		<b>130,000</b>	<b>236,000</b>	<b>125,000</b>	<b>9,000</b>	<b>0</b>	<b>0</b>		<b>0</b>	<b>0</b>
122	<b>RESTRICTED GRANTS-IN-AID</b>										
123	<b>SPECIAL EDUCATION</b>										
124	Special Education - Private Facility Tuition	3100									
125	Special Education - Extraordinary	3105	60,000								
126	Special Education - Personnel	3110	75,000								
127	Special Education - Orphanage - Individual	3120									
128	Special Education - Orphanage - Summer	3130									
129	Special Education - Summer School	3145	750								
130	Special Education - Other (Describe & Itemize)	3199									
131	<b>Total Special Education</b>		<b>135,750</b>	<b>0</b>		<b>0</b>					
132	<b>CAREER AND TECHNICAL EDUCATION (CTE)</b>										
133	CTE - Technical Education - Tech Prep	3200									
134	CTE - Secondary Program Improvement (CTEI)	3220									
135	CTE - WECEP	3225									
136	CTE - Agriculture Education	3235									
137	CTE - Instructor Practicum	3240									
138	CTE - Student Organizations	3270									
139	CTE - Other (Describe & Itemize)	3299									
140	<b>Total Career and Technical Education</b>		<b>0</b>	<b>0</b>			<b>0</b>				
141	<b>BILINGUAL EDUCATION</b>										
142	Bilingual Education - Downstate - TPI and TBE	3305									
143	Bilingual Education - Downstate - Transitional Bilingual Education	3310									
144	<b>Total Bilingual Education</b>		<b>0</b>				<b>0</b>				
145	State Free Lunch & Breakfast	3360	1,000								
146	School Breakfast Initiative	3365									
147	Driver Education	3370									
148	Adult Education (from ICCB)	3410									
149	Adult Education - Other (Describe & Itemize)	3499									
150	<b>TRANSPORTATION</b>										
151	Transportation - Regular/Vocational	3500									
152	Transportation - Special Education	3510				17,537					
153	Transportation - Other (Describe & Itemize)	3599									
154	<b>Total Transportation</b>		<b>0</b>	<b>0</b>		<b>17,537</b>	<b>0</b>				
155	Learning Improvement - Change Grants	3610									
156	Scientific Literacy	3660									
157	Truant Alternative/Optional Education	3695									
158	Early Childhood - Block Grant	3705	93,802	10,276		1,500					
159	Reading Improvement Block Grant	3715									
160	Reading Improvement Block Grant - Reading Recovery	3720									
161	Continued Reading Improvement Block Grant	3725									

ESTIMATED RECEIPTS/REVENUES

1	A	B	C	D	E	F	G	H	I	J	K
2	Description	Acct #	(10) Educational	(20) Operations & Maintenance	(30) Debt Service	(40) Transportation	(50) Municipal Retirement/ Social Security	(60) Capital Projects	(70) Working Cash	(80) Tort	(90) Fire Prevention & Safety
162	Continued Reading Improvement Block Grant (2% Set Aside)	3726									
163	Chicago General Education Block Grant	3766									
164	Chicago Educational Services Block Grant	3767									
165	School Safety & Educational Improvement Block Grant	3775									
166	Technology - Learning Technology Centers	3780									
167	State Charter Schools	3815									
168	Extended Learning Opportunities - Summer Bridges	3825									
169	Infrastructure Improvements - Planning/Construction	3920									
170	School Infrastructure - Maintenance Projects	3925									
171	Other Restricted Revenue from State Sources (Describe & Itemize)	3999									
172	<b>Total Restricted Grants-In-Aid</b>		230,552	10,276	0	19,037	0	0	0	0	0
173	<b>Total Receipts/Revenues from State Sources</b>	3000	360,552	246,276	125,000	28,037	0	0	0	0	0
174	<b>RECEIPTS/REVENUES FROM FEDERAL SOURCES</b>										
175	<b>UNRESTRICTED GRANTS-IN-AID RECEIVED DIRECTLY FROM FEDERAL GOVT</b>										
176	Federal Impact Aid	4001									
177	Other Unrestricted Grants-In-Aid Received Directly from the Federal Govt. (Describe & Itemize)	4009									
178	<b>Total Unrestricted Grants-In-Aid Received Directly from Fed Govt</b>		0	0	0	0	0	0	0	0	0
179	<b>RESTRICTED GRANTS-IN-AID RECEIVED DIRECTLY FROM FEDERAL GOVT</b>										
180	Head Start	4045									
181	Construction (Impact Aid)	4050									
182	MAGNET	4060									
183	Other Restricted Grants-In-Aid Received Directly from Federal Govt. (Describe & Itemize)	4090									
184	<b>Total Restricted Grants-In-Aid Received Directly from Federal Govt.</b>		0	0		0	0	0			0
185	<b>RESTRICTED GRANTS-IN-AID RECEIVED FROM FEDERAL GOVT THRU THE STATE</b>										
186	<b>TITLE V</b>										
187	Title V - Innovation and Flexibility Formula	4100									
188	Title V - SEA Projects	4105									
189	Title V - Rural and Low Income Schools (REI)	4107									
190	Title V - Other (Describe & Itemize)	4199									
191	<b>Total Title V</b>		0	0		0	0				
192	<b>FOOD SERVICE</b>										
193	Breakfast Start-Up	4200									
194	National School Lunch Program	4210	41,000								
195	Special Milk Program	4215									
196	School Breakfast Program	4220									
197	Summer Food Service Admin/Program	4225									
198	Child Care Commodity/SFS 13-Adult Day Care	4226									
199	Fresh Fruit and Vegetables	4240									
200	Food Service - Other (Describe & Itemize)	4299									
201	<b>Total Food Service</b>		41,000				0				
202	<b>TITLE I</b>										
203	Title I - Low Income	4300	114,637								
204	Title I - Low Income - Neglected, Private	4305									
205	Title I - Comprehensive School Reform	4332									
206	Title I - Reading First	4334									
207	Title I - Even Start	4335									
208	Title I - Reading First SEA Funds	4337									
209	Title I - Migrant Education	4340									
210	Title I - Other (Describe & Itemize)	4399									
211	<b>Total Title I</b>		114,637	0		0	0				

ESTIMATED RECEIPTS/REVENUES

1	A	B	C	D	E	F	G	H	I	J	K
2	Description	Acct #	(10) Educational	(20) Operations & Maintenance	(30) Debt Service	(40) Transportation	(50) Municipal Retirement/ Social Security	(60) Capital Projects	(70) Working Cash	(80) Tort	(90) Fire Prevention & Safety
212	<b>TITLE IV</b>										
213	Title IV - Safe & Drug Free Schools - Formula	4400									
214	Title IV - 21st Century	4421									
215	Title IV - Other (Describe & Itemize)	4499									
216	<b>Total Title IV</b>		0	0		0	0				
217	<b>FEDERAL - SPECIAL EDUCATION</b>										
218	Federal Special Education - Preschool Flow-Through	4600									
219	Federal Special Education - Preschool Discretionary	4605									
220	Federal Special Education - IDEA Flow Through/Low Incidence	4620	127,301								
221	Federal Special Education - IDEA Room & Board	4625									
222	Federal Special Education - IDEA Discretionary	4630									
223	Federal Special Education - IDEA - Other (Describe & Itemize)	4699									
224	<b>Total Federal Special Education</b>		127,301	0		0	0				
225	<b>CTE - PERKINS</b>										
226	CTE - Perkins-Title III Tech Prep	4770									
227	CTE - Other (Describe & Itemize)	4799									
228	<b>Total CTE - Perkins</b>		0	0			0				
229	Federal - Adult Education	4810									
230	ARRA - General State Aid - Education Stabilization	4850									
231	ARRA - Title I - Low Income	4851									
232	ARRA - Title I - Neglected, Private	4852									
233	ARRA - Title I - Delinquent, Private	4853									
234	ARRA - Title I - School Improvement (Part A)	4854									
235	ARRA - Title I - School Improvement (Section 1003g)	4855									
236	ARRA - IDEA - Part B - Preschool	4856									
237	ARRA - IDEA - Part B - Flow-Through	4857	108,479	39,247							
238	ARRA - Title IID - Technology - Formula	4860									
239	ARRA - Title IID - Technology - Competitive	4861									
240	ARRA - McKinney - Vento Homeless Education	4862									
241	ARRA - Child Nutrition Equipment Assistance	4863									
242	Impact Aid Formula Grants	4864									
243	Impact Aid Competitive Grants	4865									
244	Qualified Zone Academy Bond Tax Credits	4866									
245	Qualified School Construction Bond Credits	4867									
246	Build America Bond Tax Credits	4868									
247	Build America Bond Interest Reimbursement	4869									
248	ARRA - General State Aid - Other Government Services Stabilization	4870									
249	Other ARRA Funds - II	4871									
250	Other ARRA Funds - III	4872									
251	Other ARRA Funds - IV	4873									
252	Other ARRA Funds - V	4874									
253	ARRA - Early Childhood	4875									
254	Other ARRA Funds - VII	4876									
255	Other ARRA Funds - VIII	4877									
256	Other ARRA Funds - IX	4878									
257	Other ARRA Funds - X	4879									
258	Other ARRA Funds - XI	4880									
259	<b>Total Stimulus Programs</b>		108,479	39,247	0	0	0	0		0	0
260	Advanced Placement Fee/International Baccalaureate	4904									
261	Emergency Immigrant Assistance	4905									
262	Title III - English Language Acquisition	4909									
263	Learn & Serve America	4910									
264	McKinney Education for Homeless Children	4920									
265	Title II - Eisenhower - Professional Development Formula	4930		0							
266	Title II - Teacher Quality	4932	27,526								

ESTIMATED RECEIPTS/REVENUES

	A	B	C	D	E	F	G	H	I	J	K
1			(10)	(20)	(30)	(40)	(50)	(60)	(70)	(80)	(90)
2	Description	Acct #	Educational	Operations & Maintenance	Debt Service	Transportation	Municipal Retirement/ Social Security	Capital Projects	Working Cash	Tort	Fire Prevention & Safety
267	Federal Charter Schools	4960									
268	Medicaid Matching Funds - Administrative Outreach	4991	730								
269	Medicaid Matching Funds - Fee-For-Service Program	4992	10,000								
270	Other Restricted Grants Received from Federal Government through State (Describe & Itemize)	4998	473								
271	<b>Total Restricted Grants-In-Aid Received from Federal Govt. Thru the State</b>		430,146	39,247	0	0	0	0		0	0
272	<b>TOTAL RECEIPTS/REVENUES FROM FEDERAL SOURCES</b>	<b>4000</b>	430,146	39,247	0	0	0	0	0	0	0
273	<b>TOTAL DIRECT RECEIPTS/REVENUES</b>		4,597,639	815,450	460,529	175,432	171,174	0	67,141	98,472	1,923

	A	B	C	D	E	F	G	H	I	J	K
1			(100)	(200)	(300)	(400)	(500)	(600)	(700)	(800)	(900)
2	Description	Funct #	Salaries	Employee Benefits	Purchased Services	Supplies & Materials	Capital Outlay	Other Objects	Non-Capitalized Equipment	Termination Benefits	Total
3	<b>10 - EDUCATIONAL FUND (ED)</b>										
4	<b>INSTRUCTION (ED)</b>										
5	Regular Programs	1100	1,757,931	243,403	700	87,635	82,758	4,000			2,176,427
6	Pre-K Programs	1125									0
7	Special Education Programs (Functions 1200 - 1220)	1200	341,514	21,596	10,000	21,000					394,110
8	Special Education Programs Pre-K	1225									0
9	Remedial and Supplemental Programs K-12	1250	120,471	18,167	22,600	9,476					170,714
10	Remedial and Supplemental Programs Pre-K	1275									0
11	Adult/Continuing Education Programs	1300									0
12	CTE Programs	1400									0
13	Interscholastic Programs	1500	49,171	610	5,908	3,550		3,600			62,839
14	Summer School Programs	1600									0
15	Gifted Programs	1650									0
16	Driver's Education Programs	1700									0
17	Bilingual Programs	1800	9,000			400					9,400
18	Truant Alternative & Optional Programs	1900									0
19	Pre-K Programs - Private Tuition	1910									0
20	Regular K-12 Programs Private Tuition	1911									0
21	Special Education Programs K-12 Private Tuition	1912						20,000			20,000
22	Special Education Programs Pre-K Tuition	1913									0
23	Remedial/Supplemental Programs K-12 Private Tuition	1914									0
24	Remedial/Supplemental Programs Pre-K Private Tuition	1915									0
25	Adult/Continuing Education Programs Private Tuition	1916									0
26	CTE Programs Private Tuition	1917									0
27	Interscholastic Programs Private Tuition	1918									0
28	Summer School Programs Private Tuition	1919									0
29	Gifted Programs Private Tuition	1920									0
30	Bilingual Programs Private Tuition	1921									0
31	Truants Alternative/Opt Ed Programs Private Tuition	1922									0
32	<b>Total Instruction<sup>14</sup></b>	<b>1000</b>	<b>2,278,087</b>	<b>283,776</b>	<b>39,208</b>	<b>122,061</b>	<b>82,758</b>	<b>27,600</b>	<b>0</b>	<b>0</b>	<b>2,833,490</b>
33	<b>SUPPORT SERVICES (ED)</b>										
34	<b>Support Services - Pupil</b>										
35	Attendance & Social Work Services	2110	107,361	14,182	4,000	3,053					128,596
36	Guidance Services	2120									0
37	Health Services	2130	58,464		300	1,200					59,964
38	Psychological Services	2140	55,784	782							56,566
39	Speech Pathology & Audiology Services	2150	125,578	27,516		45					153,139
40	Other Support Services - Pupils (Describe & Itemize)	2190	39,641	14,722		7,076					61,439
41	<b>Total Support Services - Pupil</b>	<b>2100</b>	<b>386,828</b>	<b>57,202</b>	<b>4,300</b>	<b>11,374</b>	<b>0</b>	<b>0</b>	<b>0</b>	<b>0</b>	<b>459,704</b>
42	<b>Support Services - Instructional Staff</b>										
43	Improvement of Instruction Services	2210	2,780	15,035	8,403	400					26,618
44	Educational Media Services	2220	46,462		73,000	2,400					121,862
45	Assessment & Testing	2230	1,000	12		1,100					2,112
46	<b>Total Support Services - Instructional Staff</b>	<b>2200</b>	<b>50,242</b>	<b>15,047</b>	<b>81,403</b>	<b>3,900</b>	<b>0</b>	<b>0</b>	<b>0</b>	<b>0</b>	<b>150,592</b>
47	<b>Support Services - General Administration</b>										
48	Board of Education Services	2310	5,142	33,000	42,000	4,500		2,882		17,048	104,572
49	Executive Administration Services	2320	131,990	35,368	600			2,000			169,958
50	Special Area Administration Services	2330	5,186	1,235	2,000						8,421
51	Tort Immunity Services	2360 - 2370									0
52	<b>Total Support Services - General Administration</b>	<b>2300</b>	<b>142,318</b>	<b>69,603</b>	<b>44,600</b>	<b>4,500</b>	<b>0</b>	<b>4,882</b>	<b>0</b>	<b>17,048</b>	<b>282,951</b>
53	<b>Support Services - School Administration</b>										
54	Office of the Principal Services	2410	229,006	75,198	10,800	11,900					326,904
55	Other Support Services - School Administration (Describe & Itemize)	2490									0
56	<b>Total Support Services - School Administration</b>	<b>2400</b>	<b>229,006</b>	<b>75,198</b>	<b>10,800</b>	<b>11,900</b>	<b>0</b>	<b>0</b>	<b>0</b>	<b>0</b>	<b>326,904</b>

1	A	B	C	D	E	F	G	H	I	J	K
2	Description	Funct #	(100) Salaries	(200) Employee Benefits	(300) Purchased Services	(400) Supplies & Materials	(500) Capital Outlay	(600) Other Objects	(700) Non-Capitalized Equipment	(800) Termination Benefits	(900) Total
57	<b>Support Services - Business</b>										
58	Direction of Business Support Services	2510									0
59	Fiscal Services	2520	66,957	11,970	25,826	4,553					109,306
60	Operation & Maintenance of Plant Services	2540			21,732	800					22,532
61	Pupil Transportation Services	2550			1,000						1,000
62	Food Services	2560	41,500			92,201					133,701
63	Internal Services	2570									0
64	<b>Total Support Services - Business</b>	<b>2500</b>	<b>108,457</b>	<b>11,970</b>	<b>48,558</b>	<b>97,554</b>	<b>0</b>	<b>0</b>	<b>0</b>	<b>0</b>	<b>266,539</b>
65	<b>Support Services - Central</b>										
66	Direction of Central Support Services	2610									0
67	Planning, Research, Development & Evaluation Services	2620									0
68	Information Services	2630									0
69	Staff Services	2640									0
70	Data Processing Services	2660			11,300	7,023					18,323
71	<b>Total Support Services - Central</b>	<b>2600</b>	<b>0</b>	<b>0</b>	<b>11,300</b>	<b>7,023</b>	<b>0</b>	<b>0</b>	<b>0</b>	<b>0</b>	<b>18,323</b>
72	<b>Other Support Services (Describe &amp; Itemize)</b>	<b>2900</b>									<b>0</b>
73	<b>Total Support Services</b>	<b>2000</b>	<b>916,851</b>	<b>229,020</b>	<b>200,961</b>	<b>136,251</b>	<b>0</b>	<b>4,882</b>	<b>0</b>	<b>17,048</b>	<b>1,505,013</b>
74	<b>COMMUNITY SERVICES (ED)</b>	<b>3000</b>	<b>30,202</b>	<b>3,108</b>	<b>23,411</b>	<b>941</b>					<b>57,662</b>
75	<b>PAYMENTS TO OTHER DISTRICTS &amp; GOVT UNITS (ED)</b>										
76	<b>Payments to Other Govt Units (In-State)</b>										
77	Payments for Regular Programs	4110			9,000						9,000
78	Payments for Special Education Programs	4120			674,072						674,072
79	Payments for Adult/Continuing Education Programs	4130									0
80	Payments for CTE Programs	4140									0
81	Payments for Community College Programs	4170									0
82	Other Payments to In-State Govt Units (Describe & Itemize)	4190			30,000						30,000
83	<b>Total Payments to Districts and Other Govt Units (In-State)</b>	<b>4100</b>			<b>713,072</b>			<b>0</b>			<b>713,072</b>
84	Payments for Regular Programs - Tuition	4210									0
85	Payments for Special Education Programs - Tuition	4220						30,000			30,000
86	Payments for Adult/Continuing Education Programs - Tuition	4230									0
87	Payments for CTE Programs - Tuition	4240									0
88	Payments for Community College Programs - Tuition	4270									0
89	Payments for Other Programs - Tuition	4280									0
90	Other Payments to In-State Govt Units	4290									0
91	<b>Total Payments to Other Dist &amp; Govt Units - Tuition (In State)</b>	<b>4200</b>						<b>30,000</b>			<b>30,000</b>
92	Payments for Regular Programs - Transfers	4310									0
93	Payments for Special Education Programs - Transfers	4320									0
94	Payments for Adult/Continuing Ed Programs - Transfers	4330									0
95	Payments for CTE Programs - Transfers	4340									0
96	Payments for Community College Program - Transfers	4370									0
97	Payments for Other Programs - Transfers	4380									0
98	Other Payments to In-State Govt Units - Transfers	4390									0
99	<b>Total Payments to Other District &amp; Govt Units - Transfers (In State)</b>	<b>4300</b>			<b>0</b>			<b>0</b>			<b>0</b>
100	Payments to Other District & Govt Units (Out of State)	4400									0
101	<b>Total Payments to Other District &amp; Govt Units</b>	<b>4000</b>			<b>713,072</b>			<b>30,000</b>			<b>743,072</b>
102	<b>DEBT SERVICE (ED)</b>										
103	<b>Debt Service - Interest on Short-Term Debt</b>										
104	Tax Anticipation Warrants	5110									0
105	Tax Anticipation Notes	5120									0
106	Corporate Personal Property Repl Tax Anticipated Notes	5130									0
107	State Aid Anticipation Certificates	5140									0
108	Other Interest on Short-Term Debt	5150									0
109	<b>Total Debt Service - Interest on Short-Term Debt</b>	<b>5100</b>						<b>0</b>			<b>0</b>

1	A	B	C	D	E	F	G	H	I	J	K
2	Description	Funct #	(100) Salaries	(200) Employee Benefits	(300) Purchased Services	(400) Supplies & Materials	(500) Capital Outlay	(600) Other Objects	(700) Non-Capitalized Equipment	(800) Termination Benefits	(900) Total
110	Debt Service - Interest on Long-Term Debt	5200									0
111	Total Debt Service	5000						0			0
112	PROVISION FOR CONTINGENCIES (ED)	6000									0
113	Total Direct Disbursements/Expenditures		3,225,140	515,904	976,652	259,253	82,758	62,482	0	17,048	5,139,237
114	Excess (Deficiency) of Receipts/Revenues Over Disbursements/Expenditures										(541,598)
115	<b>20 - OPERATIONS AND MAINTENANCE FUND (O&amp;M)</b>										
117	<b>SUPPORT SERVICES (O&amp;M)</b>										
118	Support Services - Pupil										
119	Other Support Services - Pupils (Describe & Itemize)	2190									0
120	Support Services - Business										
121	Direction of Business Support Services	2510									0
122	Facilities Acquisition & Construction Services	2530			36,747	2,500					39,247
123	Operation & Maintenance of Plant Services	2540	224,867	78,759	72,541	213,718	29,520		5,000		624,405
124	Pupil Transportation Services	2550									0
125	Food Services	2560									0
126	Total Support Services - Business	2500	224,867	78,759	109,288	216,218	29,520	0	5,000	0	663,652
127	Other Support Services (Describe & Itemize)	2900									0
128	Total Support Services	2000	224,867	78,759	109,288	216,218	29,520	0	5,000	0	663,652
129	<b>COMMUNITY SERVICES (O&amp;M)</b>										
130	<b>PAYMENTS TO OTHER DISTRICTS &amp; GOVT UNITS (O&amp;M)</b>										
131	Payments to Other Govt Units (In-State)										
132	Payments for Special Education Programs	4120									0
133	Payments for CTE Program	4140									0
134	Other Payments to In-State Govt Units (Describe & Itemize)	4190									0
135	Total Payments to Other Govt Units (In-State)	4100						0			0
136	Payments to Other Govt Units (Out of State)	4400									0
137	Total Payments to Other District and Govt Unit	4000						0			0
138	<b>DEBT SERVICE (O&amp;M)</b>										
139	Debt Service - Interest on Short-Term Debt										
140	Tax Anticipation Warrants	5110									0
141	Tax Anticipation Notes	5120									0
142	Corporate Personal Prop Repl Tax Anticipated Notes	5130									0
143	State Aid Anticipation Certificates	5140									0
144	Other Interest on Short-Term Debt (Describe & Itemize)	5150									0
145	Total Debt Service - Interest on Short-Term Debt	5100						0			0
146	Debt Service - Interest on Long-Term Debt	5200									0
147	Total Debt Service	5000						0			0
148	PROVISION FOR CONTINGENCIES (O&M)	6000									0
149	Total Direct Disbursements/Expenditures		224,867	78,759	109,288	216,218	29,520	0	5,000	0	663,652
150	Excess (Deficiency) of Receipts/Revenues Over Disbursements/Expenditures										151,798
151	<b>30 - DEBT SERVICE FUND (DS)</b>										
153	PAYMENTS TO OTHER DISTRICTS & GOVT UNITS (DS)	4000									0
154	<b>DEBT SERVICE (DS)</b>										
155	Debt Service - Interest on Short-Term Debt										
156	Tax Anticipation Warrants	5110									0
157	Tax Anticipation Notes	5120									0
158	Corporate Personal Prop Repl Tax Anticipation Notes	5130									0
159	State Aid Anticipation Certificates	5140									0
160	Other Interest on Short-Term Debt (Describe & Itemize)	5150									0
161	Total Debt Service - Interest On Short-Term Debt	5100						0			0

1	A	B	C	D	E	F	G	H	I	J	K
2	Description	Funct #	(100) Salaries	(200) Employee Benefits	(300) Purchased Services	(400) Supplies & Materials	(500) Capital Outlay	(600) Other Objects	(700) Non-Capitalized Equipment	(800) Termination Benefits	(900) Total
162	Debt Service - Interest on Long-Term Debt	5200						259,889			259,889
163	Debt Service - Payments of Principal on Long-Term Debt <sup>15</sup> (Lease/Purchase Principal Retired)	5300						135,000			135,000
164	Debt Service Other (Describe & Itemize)	5400			700			43,134			43,834
165	Total Debt Service	5000			700			438,023			438,723
166	PROVISION FOR CONTINGENCIES (DS)	6000									0
167	Total Direct Disbursements/Expenditures				700			438,023			438,723
168	Excess (Deficiency) of Receipts/Revenues Over Disbursements/Expenditures										21,806
170	<b>40 - TRANSPORTATION FUND (TR)</b>										
171	<b>SUPPORT SERVICES (TR)</b>										
172	<b>Support Services - Pupils</b>										
173	Other Support Services - Pupils (Describe & Itemize)	2190									0
174	<b>Support Services - Business</b>										
175	Pupil Transportation Services	2550			30,230	1,200					31,430
176	Other Support Services (Describe & Itemize)	2900			3,500						3,500
177	Total Support Services	2000	0	0	33,730	1,200	0	0	0	0	34,930
178	<b>COMMUNITY SERVICES (TR)</b>										
179	<b>PAYMENTS TO OTHER DISTRICTS &amp; GOVT. UNITS (TR)</b>										
180	<b>Payments to Other Govt Units (In-State)</b>										
181	Payments for Regular Program	4110									0
182	Payments for Special Education Programs	4120			140,000						140,000
183	Payments for Adult/Continuing Education Programs	4130									0
184	Payments for CTE Programs	4140									0
185	Payments for Community College Programs	4170									0
186	Other Payments to In-State Govt Units (Describe & Itemize)	4190									0
187	Total Payments to Other Govt Units (In-State)	4100			140,000			0			140,000
188	Payments to Other Govt Units (Out-of-State) (Describe & Itemize)	4400									0
189	Total Payments to Other Districts & Govt Units	4000			140,000			0			140,000
190	<b>DEBT SERVICE (TR)</b>										
191	<b>Debt Service - Interest on Short-Term Debt</b>										
192	Tax Anticipation Warrants	5110									0
193	Tax Anticipation Notes	5120									0
194	Corporate Personal Prop Repl Tax Anticipation Notes	5130									0
195	State Aid Anticipation Certificates	5140									0
196	Other Interest on Short-Term Debt (Describe and Itemize)	5150									0
197	Total Debt Service - Interest On Short-Term Debt	5100						0			0
198	<b>Debt Service - Interest on Long-Term Debt</b>										
199	Debt Service - Payments of Principal on Long-Term Debt <sup>15</sup> (Lease/Purchase Principal Retired)	5300									0
200	Debt Service - Other (Describe and Itemize)	5400									0
201	Total Debt Service	5000						0			0
202	PROVISION FOR CONTINGENCIES (TR)	6000									0
203	Total Direct Disbursements/Expenditures		0	0	173,730	1,200	0	0	0	0	174,930
204	Excess (Deficiency) of Receipts/Revenues Over Disbursements/Expenditures										502
205											
206	<b>50 - MUNICIPAL RETIREMENT/SOC SEC FUND (MR/SS)</b>										
207	<b>INSTRUCTION (MR/SS)</b>										
208	Regular Program	1100		27,861							27,861
209	Pre-K Programs	1125									0
210	Special Education Programs (Functions 1200-1220)	1200		19,319							19,319
211	Special Education Programs Pre-K	1225									0
212	Remedial and Supplemental Programs K-12	1250		7,759							7,759
213	Remedial and Supplemental Programs Pre-K	1275									0
214	Adult/Continuing Education Programs	1300									0

1	A	B	C	D	E	F	G	H	I	J	K
2	Description	Funct #	(100) Salaries	(200) Employee Benefits	(300) Purchased Services	(400) Supplies & Materials	(500) Capital Outlay	(600) Other Objects	(700) Non-Capitalized Equipment	(800) Termination Benefits	(900) Total
215	CTE Programs	1400									0
216	Interscholastic Programs	1500		1,266							1,266
217	Summer School Programs	1600									0
218	Gifted Programs	1650									0
219	Driver's Education Programs	1700									0
220	Bilingual Programs	1800		1,791							1,791
221	Truant Alternative & Optional Programs	1900									0
222	<b>Total Instruction</b>	<b>1000</b>		<b>57,996</b>							<b>57,996</b>
223	<b>SUPPORT SERVICES (MR/SS)</b>										
224	<b>Support Services - Pupil</b>										
225	Attendance & Social Work Services	2110		6,159							6,159
226	Guidance Services	2120									0
227	Health Services	2130		11,628							11,628
228	Psychological Services	2140		809							809
229	Speech Pathology & Audiology Services	2150		1,821							1,821
230	Other Support Services - Pupils (Describe & Itemize)	2190		3,061							3,061
231	<b>Total Support Services - Pupil</b>	<b>2100</b>		<b>23,478</b>							<b>23,478</b>
232	<b>Support Services - Instructional Staff</b>										
233	Improvement of Instruction Services	2210		40							40
234	Educational Media Services	2220		9,241							9,241
235	Assessment & Testing	2230		199							199
236	<b>Total Support Services - Instructional Staff</b>	<b>2200</b>		<b>9,480</b>							<b>9,480</b>
237	<b>Support Services - General Administration</b>										
238	Board of Education Services	2310		1,123							1,123
239	Executive Administration Services	2320		1,914							1,914
240	Special Area Administrative Services	2330									0
241	Claims Paid from Self Insurance Fund	2361									0
242	Workers' Compensation or Workers' Occupation Disease Acts Payments	2362									0
243	Unemployment Insurance Payments	2363									0
244	Insurance Payments (regular or self-insurance)	2364									0
245	Risk Management and Claims Services Payments	2365									0
246	Judgment and Settlements	2366									0
247	Educational, Inspectional, Supervisory Services Related to Loss Prevention or Reduction	2367									0
248	Reciprocal Insurance Payments	2368									0
249	Legal Service	2369									0
250	<b>Total Support Services - General Administration</b>	<b>2300</b>		<b>3,037</b>							<b>3,037</b>
251	<b>Support Services - School Administration</b>										
252	Office of the Principal Services	2410		13,099							13,099
253	Other Support Services - School Administration (Describe & Itemize)	2490									0
254	<b>Total Support Services - School Administration</b>	<b>2400</b>		<b>13,099</b>							<b>13,099</b>
255	<b>Support Services - Business</b>										
256	Direction of Business Support Services	2510									0
257	Fiscal Services	2520		8,873							8,873
258	Facilities Acquisition & Construction Services	2530									0
259	Operation & Maintenance of Plant Service	2540		21,112							21,112
260	Pupil Transportation Services	2550									0
261	Food Services	2560		8,071							8,071
262	Internal Services	2570									0
263	<b>Total Support Services - Business</b>	<b>2500</b>		<b>38,056</b>							<b>38,056</b>

	A	B	C	D	E	F	G	H	I	J	K
1			(100)	(200)	(300)	(400)	(500)	(600)	(700)	(800)	(900)
2	Description	Funct #	Salaries	Employee Benefits	Purchased Services	Supplies & Materials	Capital Outlay	Other Objects	Non-Capitalized Equipment	Termination Benefits	Total
264	<b>Support Services - Central</b>										
265	Direction of Central Support Services	2610									0
266	Planning, Research, Development & Evaluation Services	2620									0
267	Information Services	2630									0
268	Staff Services	2640									0
269	Data Processing Services	2660									0
270	<b>Total Support Services - Central</b>	2600		0							0
271	<b>Other Support Services (Describe &amp; Itemize)</b>	2900									0
272	<b>Total Support Services</b>	2000		87,150							87,150
273	<b>COMMUNITY SERVICES (MR/SS)</b>	3000		410							410
274	<b>PAYMENTS TO OTHER DISTRICTS &amp; GOVT UNITS (MR/SS)</b>										
275	Payments for Special Education Programs	4120									0
276	Payments for CTE Programs	4140									0
277	<b>Total Payments to Other Districts &amp; Govt Units</b>	4000		0							0
278	<b>DEBT SERVICE (MR/SS)</b>										
279	<b>Debt Service - Interest on Short-Term Debt</b>										
280	Tax Anticipation Warrants	5110									0
281	Tax Anticipation Notes	5120									0
282	Corporate Personal Prop Repl Tax Anticipation Notes	5130									0
283	State Aid Anticipation Certificates	5140									0
284	Other (Describe & Itemize)	5150									0
285	<b>Total Debt Service</b>	5000						0			0
286	<b>PROVISION FOR CONTINGENCIES (MR/SS)</b>	6000									0
287	<b>Total Direct Disbursements/Expenditures</b>			145,556				0			145,556
288	<b>Excess (Deficiency) of Receipts/Revenues Over Disbursements/Expenditures</b>										25,618
289											
290	<b>60 - CAPITAL PROJECTS (CP)</b>										
291	<b>SUPPORT SERVICES (CP)</b>										
292	<b>Support Services - Business</b>										
293	Facilities Acquisition & Construction Services	2530									0
294	Other Support Services (Describe & Itemize)	2900									0
295	<b>Total Support Services</b>	2000	0	0	0	0	0	0	0		0
296	<b>PAYMENTS TO OTHER DISTRICTS &amp; GOVT UNITS (CP)</b>										
297	<b>Payments to Other Govt Units (In-State)</b>										
298	Payments to Other Govt Units (In-State)	4100									0
299	Payment for Special Education Programs	4120									0
300	Payment for CTE Programs	4140									0
301	Other Payments to In-State Governmental Units (Describe & Itemize)	4190									0
302	<b>Total Payments to Other Districts &amp; Govt Units</b>	4000			0			0			0
303	<b>PROVISION FOR CONTINGENCIES (CP)</b>	6000									0
304	<b>Total Direct Disbursements/Expenditures</b>		0	0	0	0	0	0	0		0
305	<b>Excess (Deficiency) of Receipts/Revenues Over Disbursements/Expenditures</b>										0
306											
307	<b>70 WORKING CASH FUND (WC)</b>										
308											
309	<b>80 - TORT FUND (TF)</b>										
310	<b>SUPPORT SERVICES - GENERAL ADMINISTRATION</b>										
311	Claims Paid from Self Insurance Fund	2361									0
312	Workers' Compensation or Workers' Occupational Disease Act Payments	2362			29,524						29,524
313	Unemployment Insurance Payments	2363									0
314	Insurance Payments (regular or self-insurance)	2364			43,790						43,790
315	Risk Management and Claims Services Payments	2365									0
316	Judgment and Settlements	2366									0

1	A	B	C	D	E	F	G	H	I	J	K
2	Description	Funct #	(100) Salaries	(200) Employee Benefits	(300) Purchased Services	(400) Supplies & Materials	(500) Capital Outlay	(600) Other Objects	(700) Non-Capitalized Equipment	(800) Termination Benefits	(900) Total
317	Educational, Inspectional, Supervisory Services Related to Loss Prevention or Reduction	2367			3,100						3,100
318	Reciprocal Insurance Payments	2368									0
319	Legal Service	2369			2,000						2,000
320	Property Insurance (Building & Grounds)	2371									0
321	Vehicle Insurance (Transportation)	2372									0
322	<b>Total Support Services - General Administration</b>	<b>2000</b>	<b>0</b>	<b>0</b>	<b>78,414</b>	<b>0</b>	<b>0</b>	<b>0</b>	<b>0</b>		<b>78,414</b>
323	<b>DEBT SERVICE (TF)</b>										
324	Debt Service - Interest on Short-Term Debt										
325	Tax Anticipation Warrants	5110									0
326	Corporate Personal Property Replacement Tax Anticipation Notes	5130									0
327	Other Interest on Short-Term Debt	5150									0
328	<b>Total Debt Service</b>	<b>5000</b>						<b>0</b>			<b>0</b>
329	<b>PROVISION FOR CONTINGENCIES (TF)</b>	<b>6000</b>									<b>0</b>
330	<b>Total Direct Disbursements/Expenditures</b>		<b>0</b>	<b>0</b>	<b>78,414</b>	<b>0</b>	<b>0</b>	<b>0</b>	<b>0</b>		<b>78,414</b>
331	Excess (Deficiency) of Receipts/Revenues Over Disbursements/Expenditures										20,058
332											
333	<b>90 - FIRE PREVENTION &amp; SAFETY FUND (FP&amp;S)</b>										
334	<b>SUPPORT SERVICES (FP&amp;S)</b>										
335	Support Services - Business										
336	Facilities Acquisition & Construction Services	2530									0
337	Operation & Maintenance of Plant Service	2540									0
338	<b>Total Support Services - Business</b>	<b>2500</b>	<b>0</b>	<b>0</b>	<b>0</b>	<b>0</b>	<b>0</b>	<b>0</b>	<b>0</b>		<b>0</b>
339	Other Support Services (Describe & Itemize)	2900									0
340	<b>Total Support Services</b>	<b>2000</b>	<b>0</b>	<b>0</b>	<b>0</b>	<b>0</b>	<b>0</b>	<b>0</b>	<b>0</b>		<b>0</b>
341	<b>PAYMENTS TO OTHER DISTRICTS &amp; GOVT UNITS (FP&amp;S)</b>										
342	Other Payments to In-State Govt Units (Describe & Itemize)	4190									0
343	<b>Total Payments to Other Districts &amp; Govt Units (FPS)</b>	<b>4000</b>						<b>0</b>			<b>0</b>
344	<b>DEBT SERVICE (FP&amp;S)</b>										
345	Debt Service - Interest on Short-Term Debt										
346	Tax Anticipation Warrants	5110									0
347	Other Interest on Short-Term Debt	5150									0
348	<b>Total Debt Service - Interest on Short-Term Debt</b>	<b>5100</b>						<b>0</b>			<b>0</b>
349	Debt Service - Interest on Long-Term Debt	5200									0
350	Debt Service - Payments of Principal on Long-Term Debt <sup>15</sup> (Less/Purchase Principal Retired)	5300									0
351	<b>Total Debt Service</b>	<b>5000</b>						<b>0</b>			<b>0</b>
352	<b>PROVISIONS FOR CONTINGENCIES (FP&amp;S)</b>	<b>6000</b>									<b>0</b>
353	<b>Total Direct Disbursements/Expenditures</b>		<b>0</b>	<b>0</b>	<b>0</b>	<b>0</b>	<b>0</b>	<b>0</b>	<b>0</b>		<b>0</b>
354	Excess (Deficiency) of Receipts/Revenues Over Disbursements/Expenditures										1,923

	A	B	C	D	E	F
1						
2	<b>Lockport School District 91      56-099-0910-02</b>					
3	<b>DEFICIT BUDGET SUMMARY INFORMATION - Operating Funds Only</b>					
4		<b>EDUCATIONAL</b>	<b>OPERATIONS &amp; MAINTENANCE</b>	<b>TRANSPORTATION</b>	<b>WORKING CASH</b>	<b>TOTAL</b>
5	<b>Direct Revenues</b>	4,597,639	815,450	175,432	67,141	<b>5,655,662</b>
6	<b>Direct Expenditures</b>	5,139,237	663,652	174,930		<b>5,977,819</b>
7	<b>Difference</b>	(541,598)	151,798	502	67,141	<b>(322,157)</b>
8	<b>Estimated Fund Balance - June 30, 2011</b>	1,434,135	252,561	211,587	318,458	<b>2,216,740</b>
9	<div style="border: 1px dashed black; padding: 10px; width: fit-content; margin: auto;"> <p><b>Unbalanced budget, however, a deficit reduction plan is not required at this time.</b></p> </div>					
10						
11						
12	<p>A deficit reduction plan is required if the local board of education adopts (or amends) the 2010-11 school district budget in which the "operating funds" listed above result in direct revenues (line 5) being less than direct expenditures (line 6) by an amount equal to or greater than one-third (1/3) of the ending fund balance (line 8).</p>					
13	<p><b>Note:</b> The balance is determined using only the four funds listed above. That is, if the estimated ending fund balance is less than three times the deficit spending, the district must adopt and file with ISBE a deficit reduction plan to balance the shortfall within three years.</p>					
14	<p>The deficit reduction plan, if required, is developed using ISBE guidelines and format.</p>					

<b>CHECK FOR ERRORS</b>	
<p>This worksheet checks various cells to assure that selected items are in balance.            Out-of-balance conditions are accompanied by an error message.            Errors must be corrected before the budget is finalized and submitted to ISBE.</p>	
Budget Item References	Message
Is Deficit Reduction Plan Required?	Deficit reduction plan is not required.
If required, is Deficit Reduction Plan Completed (Page: DefReductPlan 20-24)?	
<b>1. Cover Page - CASH or ACCRUAL</b>	
Check one type of Accounting Basis used on the Cover sheet.	CASH
<b>2. Budget Summary: Other Sources (Page BudgetSum 2-3 - Acct 7000), must equal Other Uses (BudgetSum 2-3 - Acct. 8000).</b>	
Transfer Among Funds (Funds 10, 20, 40 - Acct 7130 - Cells C28, D28, F28), must equal (Funds 10, 20 & 40 - Acct 8130 - Cells C51, D51, F51).	OK
Transfer of Interest (Funds 10 thru 90 - Acct 7140 - Cells C29:K29), must equal (Funds 10 thru 60, & 80 - Acct 8140 - Cells C52:H52, J52).	OK
Transfer to Debt Service to Pay Principal on Capital Leases (Fund 30 - Acct 7400 - Cell E38) must equal (Funds 10, 20 & 60 - Acct 8400 Cells C56, D56, H56).	OK
Transfer to Debt Service to Pay Interest on Capital Leases (Fund 30 - Acct 7500 - Cell E39) must equal (Funds 10, 20 & 60 - Acct 8500 - Cells C57, D57, H57).	OK
Transfer to Debt Service Fund to Pay Principal on Revenue Bonds (Fund 30 - Acct 7600 - Cell E40) must equal (Funds 10 & 20 - Acct 8600 - Cells C58, D58).	OK
Transfer to Debt Service to Pay Interest on Revenue Bonds (Fund 30 - Acct 7700 - Cell E41) must equal (Funds 10 & 20 - Acct 8700 - Cells C59, D59).	OK
Transfer to Capital Projects Fund (Fund 60 - Acct 7800 - Cell H42) must equal (Fund 10 & 20, Acct 8800 - Cells C60, D60).	OK
<b>3. Summary of Cash Transactions: Beginning Cash Balance on Hand July 1, 2010, (CashSum 4, All Funds), cannot be negative.</b>	
Educational (Fund 10 - Cell C3)	OK
Operations & Maintenance (Fund 20 - Cell D3)	OK
Debt Service (Fund 30 - Cell E3)	OK
Transportation (Fund 40 - Cell F3)	OK
Municipal Retirement/Social Security (Fund 50 - Cell G3)	OK
Capital Projects (Fund 60 - Cell H3)	OK
Working Cash (Fund 70 - Cell I3)	OK
Tort (Fund 80 - Cell J3)	OK
Fire Prevention & Safety (Fund 90 - Cell K3)	OK
<b>4. Summary of Cash Transactions: Ending Cash Balance on Hand June 30, 2011, (Page CashSum 4 - All Funds), cannot be negative.</b>	
Educational (Fund 10 - Cell C21)	OK
Operations & Maintenance (Fund 20 - Cell D21)	OK
Debt Service (Fund 30 - Cell E21)	OK
Transportation (Fund 40 - F21)	OK
Municipal Retirement/Social Security (Fund 50 - Cell G21)	OK
Capital Projects (Fund 60 - H21)	OK
Working Cash (Fund 70 - Cell I21)	OK
Tort (Fund 80 - Cell J21)	OK
Fire Prevention & Safety (Fund 90 - Cell K21)	OK
<b>5. Summary of Cash Transactions: Other Receipts, (Page CashSum 4), must equal Other Disbursements, (Page CashSum 4).</b>	
Interfund Loans Payable (Funds 10:60, 80, 90 - Acct 411 - Cells C6:H6, J6:K6) must equal Interfund Loans Receivable (Funds 10:20, 40, 70 - Acct 141 - Cells C15:D15, F15, I15).	OK
Interfund Loans Receivable (Funds 10, 20, 40 & 70 - Acct 141 - Cells C7:D7, F7, I7) must equal Interfund Loans Payable (Funds 10:60, 80, 90 - Acct 411 - Cells C16:H16, J16, K16).	OK

*End of Balancing*